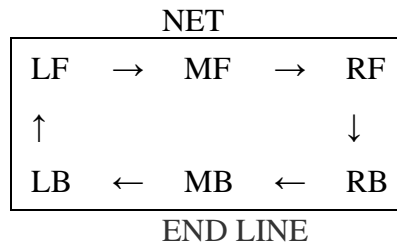


Basic Volleyball Rotations

Basically, the team can start the game with players in any position, however, they need to ensure that the positions are maintained as the game progresses. This means that a particular player will remain in the same position corresponding to the other players, on his either side, throughout the game. The players have to execute rotation each time they break the opponent's serve.

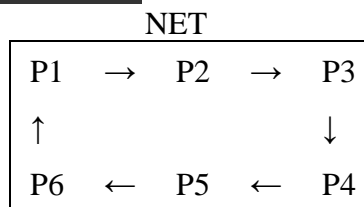
The rotation will be executed by each player in the front row moving one spot towards his right, and each player in the back row moving one spot towards his left. For instance, the player at the left front position will move to the middle front position, and the player in the left back position will move to the left front position. The same thing will be carried out by other players, each moving to the next spot. This will also ensure that the ball will always be served by the player in the right back position.

Player Positions on Court -

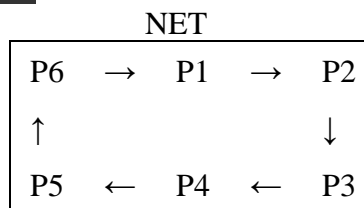


(LF – Left front; MF – Middle Front; RF – Right front; LB – Left Back; MB – Middle Back; RB – Right Back)

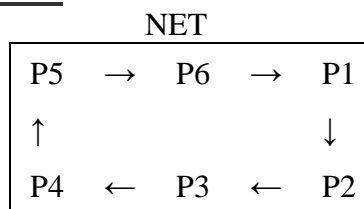
Player Positions When the Game Begins –



Rotation after First Serve Break –



Rotation after Second Serve Break -



*****Subsequent Rotations in Same Clockwise Format**